












AS 510 ProClip 2T ES A

AS
MOTOR



					 max.			 m ² /h max.	 kg
51 cm	max. 20 cm	40 – 90mm 6x	AS 2-stroke 165 ccm, ES	2,8 kW (3,8 hp) 2.800 min ⁻¹	4,4 kW (6,0 hp) 4.500 min ⁻¹	2 WD	2,1 – 4,3 km/h	2.150 m ² /h	48 kg



